




Kim Christesen
Adjunct Instructor
Fast Paced Program
College of Lake County
kchristesen@clcollinois.edu

Week 5

- Writing Warm Up
- Narrative Dialogue
- Building Suspense
- Narrative Notebook
- Blogs
- Writing Time

Me? A procrastinator?

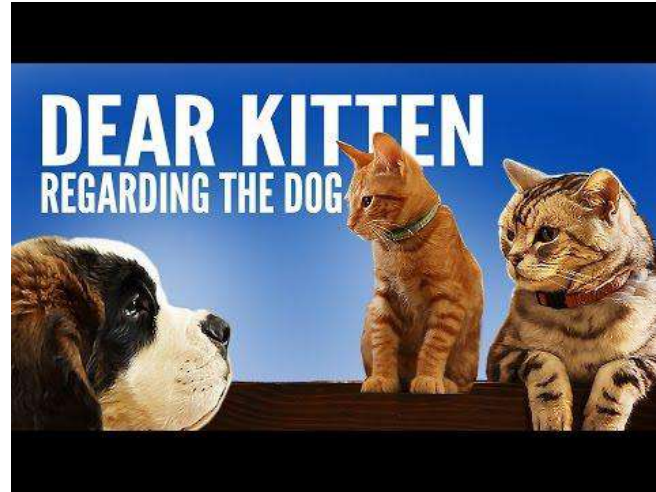
I'll prove you wrong
someday. Just you wait
and see.



your  cards
someecards.com

Warm Up

Listen to the narration of the following.






Write your own “diary” entries or “letter” narrative. You can write from the point of view of a human or animal. Think about things that annoy you. How would you communicate your frustration to them? You can write on paper or in a word document.



Using Narrative Dialogue

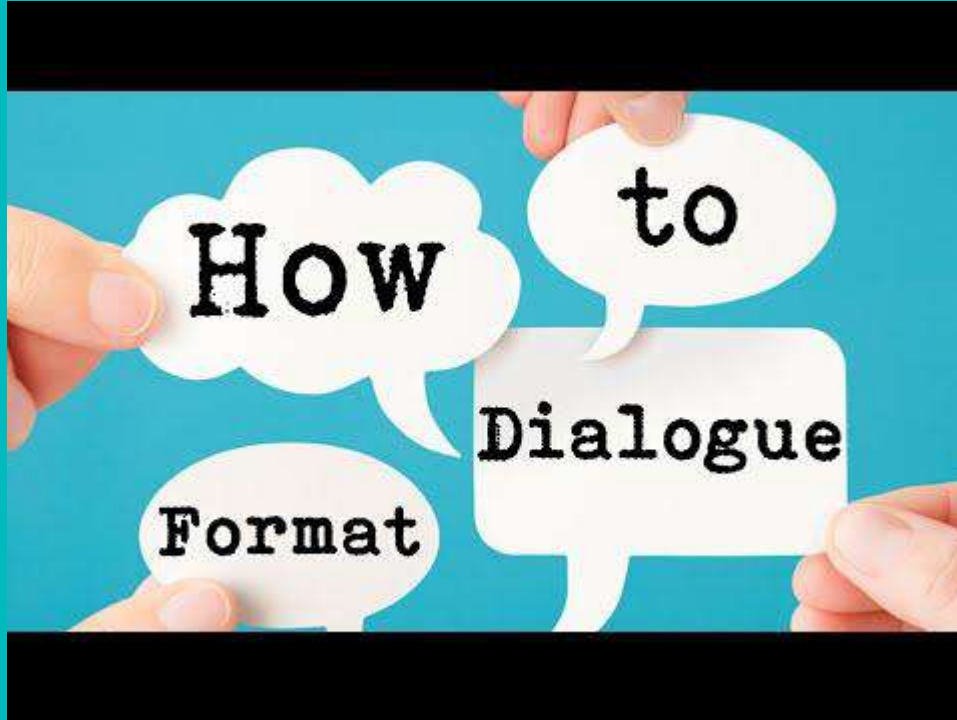


- * Have a Reason
 - **Use to move story along or to better understand characters, setting, or plot.**
 - * Plan Ahead
 - **Decide where dialogue will best fit and make the most sense.**
 - * Use for Emphasis
 - **Too much talking can be boring, hard to follow, or weigh your writing down. Be picky about when characters speak.**
 - * Use the Right Word
 - **But don't overdo it. Examples: said, asked, whispered, replied, yelled, demanded...**
 - * Correct Format
 - **The 7 rules for proper punctuation**
- 
- 



First, let's
learn the rules
for writing
dialogue.

Later, we will
be sure to
write them
down in your
narrative
notebook.



What are the Rules for Dialogue?

How to Build Suspense

Let's listen to how writers can build suspense.

Then we will complete a suspense building activity in your narrative notebook.



Narrative Notebook

SUSPENSE AND CLIMAX



Directions: For each prompt, create 3 events that develop characters. Sequence the events with increased suspense and climax. Briefly describe these events without the ending.

1. Pretend you are traveling by plane to a tropical vacation.

SUSPENSE	
SUSPENSE	
CLIMAX	

2. You went on an overnight camping trip.

SUSPENSE	
SUSPENSE	
CLIMAX	

3. You receive a mysterious phone call.

SUSPENSE	
SUSPENSE	
CLIMAX	

Let's take a look at our packet.

Today we are going to complete pages 15-17.

You can refer back to the [Punctuating Dialogue Video](#) to help you.

Afterwards, we will take a look at some different Blogs, what the pros and cons are, and how you can start your own.

Here are links to a blank copy and the answer key.

[Narrative Notebook](#)
[Answer Key](#)

Writing Time

Use this time for personal writing or journaling.

If you are stuck for ideas, try these:

- * [Picture Prompts](#)
- * [Story Starters](#)
- * [Writing Ideas](#)
- * [Plot Generator](#)
- * [Plot Generator](#)
- * [Story Plot Generator](#)
- * [Story Line Generator](#)



You may write with paper and pencil or open your own document program (Word, Google Docs, etc.) on your device.

Spin the wheels to plan a story...



Adjective 1



Character 1



Verb



Adjective 2



Character 2



Deranged puppets kidnap a hairy grandma.