



Kim Christesen
Adjunct Instructor
Fast Paced Program
College of Lake County
kchristesen@clcollinois.edu

Week 4

- Writing Warm Up
- Types of Characters
- Sensory Details
- Narrative Notebook
- Writing Time



Writing Warm Up

Guess Who?

I am going to share a PDF with multiple photos of random people. Choose one photo. Your job is to write about that character.

Who is he/she? What is this person like? Describe him or her, not just physically, but think about their life, feelings, emotions, motivations, etc.

Then we will try to guess who you wrote about.





A



B



C



D



E



F



G



H



I



J



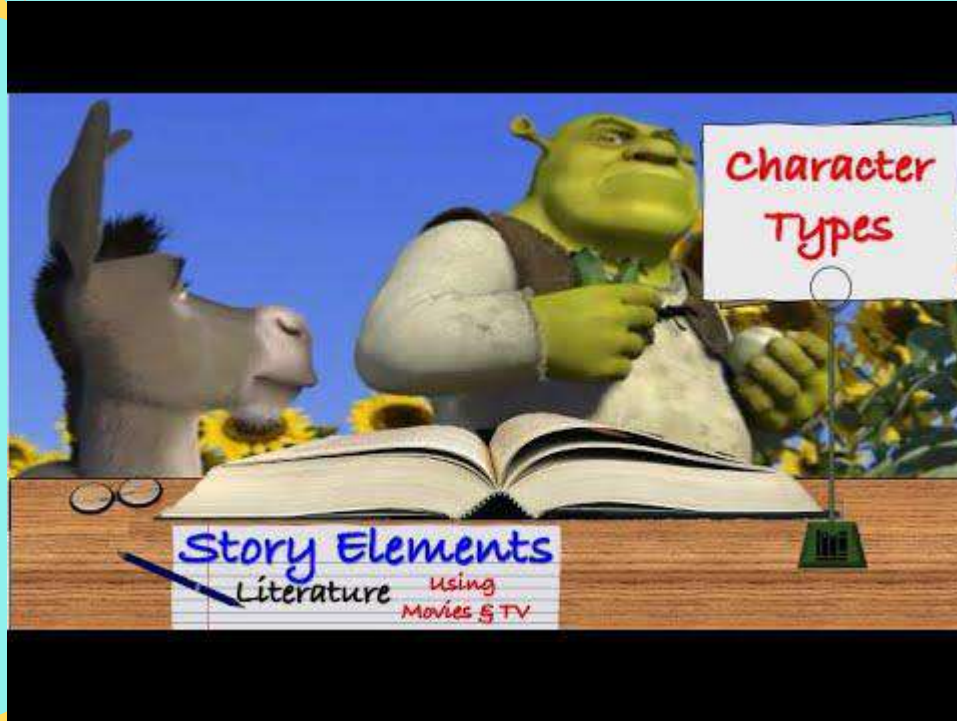
K



L



Types of Characters



Protagonist vs. Antagonist

Protagonist

The main character of the story who makes the key decisions and experiences the consequences of those decisions.

Hero

Traditional good guy with strong morals trying to make the right decisions (Luke Skywalker, Harry Potter)

Antihero

Can be an unlikely/unwilling hero or a villain but the author treats them as a main character, so they are a protagonist. (Captain Ahab, Severus Snape)

False Protagonist

One character is set up to be the protagonist only to have the focus shifted away to another. This character is sometimes killed off. (Ned Stark in Game of Thrones)

Antagonist

The opposer or combatant working against the protagonist's goal and creating the main conflict.

This is where you will find the different types of conflict come into play.

Internal

Character vs. Self

External

Character vs. Character

Character vs. Nature

Character vs. Society

Character vs. Supernatural

Character vs. Technology

N8

CHARACTER TRAITS

TWO KINDS OF TRAITS

Outside Traits:
Physical traits that you can see.
 She wore pink tennis shoes with sparkles and white lace.
 He was a lanky red-haired boy with soiled clothes.

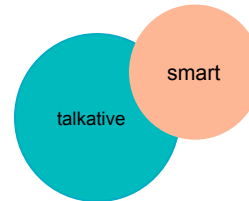
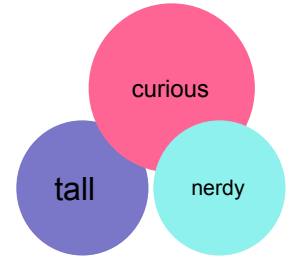
Inside Traits:
How the character feels or acts.
 The intense sergeant fired orders at the timid soldiers.
 The vivacious dancer squealed as she flipped on stage.

Develop characters throughout a story.

- Build characters by showing their actions.
- What makes them extraordinary?
- Show the characters' motivation.
- Show how they confront challenges.
- Have the characters change. (Were they bossy at the beginning and then caring towards the end?)
- Did something happen to cause this change?
- Use descriptions and dialogue.
- Describe temperaments and mannerisms.
- What do they do with those attributes?



Character Type vs. Character Trait



And Now This....

Sensory Details



Narrative Notebook

Writing Page

Set the scene with sensory details about this picture...



Let's take a look at our packet.

Today we are going to complete pages 11-13 .

You can refer back to the [YouTube Video](#) and the [Powtoon](#) to help you with this activity.

Next, we will brainstorm some sensory details for each of the five senses and use them to set the scene for a very haunted house.

Here are links to a blank copy and the answer key.

[Narrative Notebook](#)

[Answer Key](#)

Writing Time

Use this time for personal writing or journaling.

If you are stuck for ideas, try these:

- * [Picture Prompts](#)
- * [Story Starters](#)
- * [Writing Ideas](#)
- * [Plot Generator](#)
- * [Plot Generator](#)
- * [Story Plot Generator](#)
- * [Story Line Generator](#)



You may write with paper and pencil or open your own document program (Word, Google Docs, etc.) on your device.

Spin the wheels to plan a story...



Adjective 1



Character 1



Verb



Adjective 2



Character 2



Deranged puppets kidnap a hairy grandma.